

Painting Norwegian Rosemaling...Project 1: The Basics

What You Will Need to Complete This Project :

1. Palette Paper (or wax paper taped to a piece of cardboard for support)
2. Tracing Paper (parchment paper will work in a pinch)
3. Transfer Paper (if you can't find this you can use chalk to transfer your design)
4. Walnut Alkyd Medium (don't use plain or cooking walnut oil) or Boiled Linseed Oil
5. Odorless Paint or brush cleaner
6. Palette Knife (a small one)
7. Medium & fine grit sand paper
8. 1 small container or jar, with a lid for the brush cleaner
9. A small container for oil (I use the lid of a pop bottle)
10. Paper towel
11. 2 inch sponge brush for backgrounding
12. A couple of pieces of cardboard painted with your background color for practice
13. 4, 4.5, or 5 inch diameter, 1/8 in thick wood disc or 5 inch circle on cardboard for the project
14. BRUSHES: #2, #4 & #6 short handle filbert (6 Optional) (Jerrys has loew-cornell filberts)
1 short handle liner or mid-liner
Jerrys Artarama Brand BESTE Golden Taklon brushes are currently available
I usually use King Art brushes available at Hofcraft but they are currently closed
due to the pandemic

PAINT: **OILS:** Choose an Artist Grade Paint like Rembrandt, Grumbacher or Lucas
These have better color saturation (available at Jerrys Artarama on-line)
Titanium White
Raw Sienna
Venetian Red
Burnt Umber

BACKGROUND ACRYLIC: I use Americana or Delta Ceramcoat (available at
Micheals, Hobby Lobby, Ben Franklin etc)

Choose one of these colors: Red Iron Oxide, Midnight Blue, Forest Green


And you will need a Gold acrylic for antiquing


Miscellaneous: scissors Pen Sponge Pencil & paper (for taking notes) masking or painters tape


Most things on this list should be available during the pandemic. If stores are closed, I buy many of my oil paints and brushes from www.jerrysartarama.com . Usually I order background acrylic paints and some brushes from www.hofcraft.com but they are currently not open. I buy my M.Graham walnut Alkyd Medium on Amazon, boiled linseed oil and odorless paint thinner can be found at most hardware stores along with a sponge brush for backgrounding.


Wooden discs can be ordered from Etsy or Ebay...just search for them on the site.

© Kim Garrett












© Kim Garrett



© Kim Barnett



LINWORK



JUST LINEWORK

© Kim Garrett

